

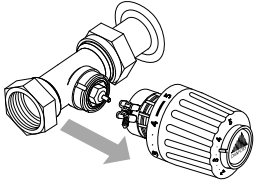
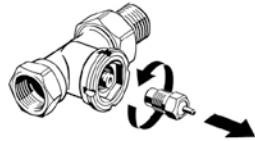
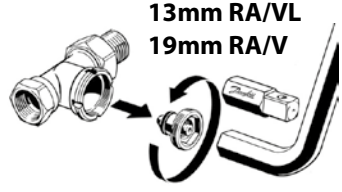

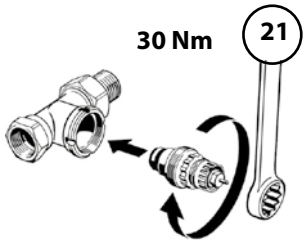
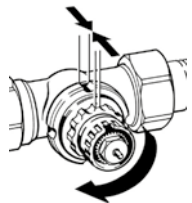
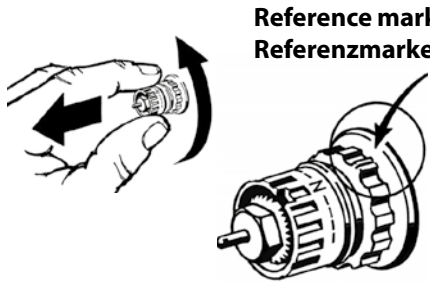
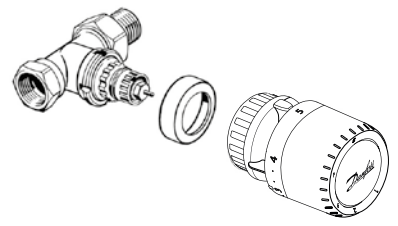
Installation Guide

RA/VL, RA/V / 015G5202

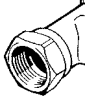

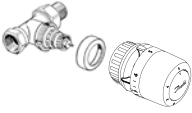
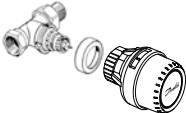
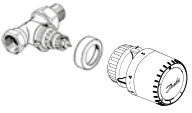
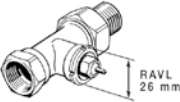
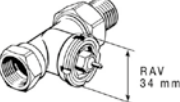
Presettable inserts for Danfoss RA/VL and RA/V valves

Voreinstellbare Einsätze für Danfoss RA/VL und RA/V Ventile

015G5203
015G5204
015G5222
015G5223
015G5224
015G5212

Replacement of the insert Auswechslung des Einsatzes		
<p>1. [EN] Remove old sensor & drain the system [DE] Alten Fühler entfernen, Anlage entleeren</p> 	<p>2. [EN] Unscrew the valve stuffing box [DE] Ventilstopfbuchse herausdrehen</p> 	<p>3. [EN] Unscrew the valve insert [DE] Einsatz herausdrehen</p> 
<p>4. [EN] Clean valve seat with soft cloth [DE] Ventilsitz mit einem Lappen säubern</p> 	<p>5. [EN] Insert the new valve inset into the valve body [DE] Neuen Einsatz in das Gehäuse hineindrehen</p> 	<p>6. [EN] Tighten the new valve insert so that the cam on the valve insert and the notch on the valve body are alligned [DE] Bis der nächste Nocken sich gegenüber einer aussparung im Ventil Gehäuse befindet, damit der Fühler richtig positioniert ist</p> 
<p>7. [EN] Flush and fill the heating system [DE] Heizungsanlage spülen und füllen</p>	<p>8. [EN] Set the required preset value [DE] Erforderlichen Voreinstellwert (Wassermenge) einstellen</p> 	<p>9. [EN] Mount the decorative ring and sensor [DE] Dekoring und Fühler montieren</p> 

Danfoss Aveo® RA/VL, RA/V

Code Number and Ordering Auswahl und Bestellnummern					
	Dimension	Valve insert [Ventileinsatz]	Combi set Danfoss Aero®	Combi set Danfoss Aveo® Tamper	Combi set Danfoss Aveo®
Danfoss Valve [Ventiltyp]					
RA/VL 	DN 10-15 (3/8", 1/2") DN 20 (3/4")	013G4011 013G4012	015G5202 015G5023	015G5222 015G5223	015G5212
RA/V 	DN 10-15 (3/8", 1/2", 3/4")	013G4013	015G5204	015G5224	

[EN] Overview of the retrofitable valve inserts type RA/VL & RA/V Combi [DE] Übersicht der nachrüstbaren Ventileinsätze typ RA/VL & RA/V Combi				
[EN] Following old corner and straight-way radiator valves can be converted into 2-pipe pump systems [DE] Folgende alte Heizkörper Eck und Durchgangsventile in 2-Rohr Pumpenanlagen können umgerüstet werden				
[EN] Valve Type [DE] Ventiltyp	kv value kv wert	Construction year Baujahr	Recognizable by Erkennbar durch	Code number Bestell nummer
RA/VL 3/8" RA/VL 1/2"	0.5 / 0.8 0.5 / 0.8	1978 - 1988 1971 - 1988	[EN] kv value is on the housing ground screw with 13mm hexagon socket [DE] Kv-wert steht auf dem Gehäuse Bodenschraube mit 13mm Innensechskant	013G4017*
RA/VL 3/4"	1.3	1971-1988	[EN] kv value is on the housing ground screw with 13mm hexagon socket [DE] Kv-wert steht auf dem Gehäuse Bodenschraube mit 13mm Innensechskant	013G4018*
RA/V 3/8", 1/2", 3/4"		1978 - 1988	[EN] Ground screw with 19 mm hexagon socket [DE] Bodenschraube mit 19 mm Innensechskant	013G4019*
*[EN] The RA/VL and RA/V Combi valve codes are supplied in a set with Danfoss Aero® / Danfoss Aveo® sensor elements *[DE] Die RA/VL und RA/V Combi Ventileinsätze werden im set mit Danfoss Aero® / Danfoss Aveo® Fühlerelement geliefert				

Danfoss A/S

Climate Solutions • danfoss.com • +45 7488 2222

Any information, including, but not limited to information on selection of product, its application or use, product design, weight, dimensions, capacity or any other technical data in product manuals, catalogues descriptions, advertisements, etc. and whether made available in writing, orally, electronically, online or via download, shall be considered informative, and is only binding if and to the extent, explicit reference is made in a quotation or order confirmation. Danfoss cannot accept any responsibility for possible errors in catalogues, brochures, videos and other material. Danfoss reserves the right to alter its products without notice. This also applies to products ordered but not delivered provided that such alterations can be made without changes to form, fit or function of the product.

All trademarks in this material are property of Danfoss A/S or Danfoss group companies. Danfoss and the Danfoss logo are trademarks of Danfoss A/S. All rights reserved.