


## 6CIRCNEW04

- IT** - Il ricambio **6CIRCNEW04** include:  
**GB** - The spare part **6CIRCNEW04** includes:  
**ES** - El repuesto **6CIRCNEW04** comprende:  
**DE** - Das Ersatzteil **6CIRCNEW04** beinhaltet:

1. **0CIRCECO16**      Circolatore PARA INTMSL  
                           *PARA INTMSL Pump*  
                           Circulador PARA INTMSL  
                           *Umwälzpumpe PARA INTMSL*
  
2. **6CABADPW99**      Cablaggio adattatore pompa Wilo  
                           *Wilo pump adapter cable*  
                           Cableado adaptador bomba Wilo  
                           *Adapterverdrahtung Wilo-Pumpe*
  
3. **0COPPARA00**      Coperchio pompa PARA INTMSL  
                           *PARA INTMSL pump cover*  
                           Tapa para la bomba PARA INTMSL  
                           *Pumpendeckel PARA INTMSL*



- IT** - Il circolatore **0CIRCECO16** sostituisce il circolatore **6CIRCECO04**;  
**GB** - The **0CIRCECO16** pump replaces the **6CIRCECO04**;  
**ES** - El circulador **0CIRCECO16** reemplaza el circulador **6CIRCECO04**;  
**DE** - Die Umwälzpumpe **0CIRCECO16** ersetzt die Umwälzpumpe **6CIRCECO04**.



**6CIRCECO04**  
(YONOS PARA MSL)



**0CIRCECO16**  
(PARA INT MSL)



- IT** - Collegare i cablaggi adattatore (6CABADPW99) alla nuova pompa e coprirli con l'apposito coperchio (0COPPARA00);
- GB** - Connect the adapter wiring (6CABADPW99) to the new pump and cover it with the appropriate cover (0COPPARA00);
- ES** - Conectar el cableado adaptador (6CABADPW99) a la nueva bomba y cubrirlo con la tapa (0COPPARA00);
- DE** - Die Adapterkabeln an der neuen Pumpe (6CABADPW99) anschließen und die mitgelieferte Abdeckung (0COPPARA00) auf die Elektroanschlüsse montieren.



- IT** - Infine, collegare gli stessi cablaggi adattatore ai cablaggi pompa di caldaia;
- GB** - Finally, connect the adapter wiring to the boiler pump wiring;
- ES** - Finalmente, conectar el mismo cableado adaptador al cableado de la bomba de caldera;
- DE** - Gerätestecker mit den Adapterkabeln verbinden.

